

Fund guide abrdr SICAV I – Diversified Income Fund

August 2025

Important information

1. The Fund invests in an actively managed diversified portfolio of transferable securities across a wide range of global asset classes.
2. The Fund is exposed to risks related to equity, debt securities, investing in sub-investment grade and/or unrated debt securities, sovereign debt, contingent convertible bonds, dynamic asset allocation strategy, investing in emerging markets and exchange rates.
3. The Fund follows abrdr's "Diversified Income Promoting ESG Investment Approach" and is therefore subject to ESG investment policy risks.
4. The Fund's net derivative exposure may be up to 50% of the Fund's net asset value, securities lending transactions and subject to counterparty/ credit risk, liquidity risk, valuation risk, volatility risk and over-the-counter transaction risk.
5. The Fund may at its discretion pay dividends out of the capital of the Fund. Payment of dividends out of capital amounts to a return or withdrawal of part of an investor's original investment or from any capital gains attributable to that original investment. Any distributions involving payment of dividends out of the Fund's capital or payment of dividends effectively out of the Fund's capital (as the case may be) may result in an immediate reduction of the net asset value per share.
6. Fixed distribution shares will declare and distribute a fixed rate per annum (which will be pro-rated accordingly depending on the relevant distribution frequency), regardless of the performance of the Fund. Investments in fixed distribution shares are not an alternative to a savings account or fixed-interest paying investment. A positive distribution yield does not imply a positive return.
7. Investment in the Fund may involve a high degree of risk and may not be suitable for all investors. It is possible that the entire value of the investment could be lost.
8. Investors should not solely rely on this document to make any investment decision and should read the relevant offering documents for further details including risk factors before investing.

Why diversified assets for income?



Reduced correlation

Increased correlation between equities and bonds means **traditional multi-asset funds might fail to provide sufficient diversification in down markets.**



Genuine diversification

Traditional asset classes are sensitive to economic cycles. **Listed alternatives** such as real estate, infrastructure and special opportunities **are less tied to economic cycles and so offer diversification potential.**



Access to stable income

Listed alternatives can offer more stable and diversified sources of income than traditional market assets.



abrdn SICAV I – Diversified Income Fund

Key benefits of investing in abrdn SICAV I – Diversified Income Fund



Monthly
income

Enjoy stable and repeatable monthly income of

7.0% p.a.¹



Diversified
exposure

Diversified sources of income from a wide range of traditional and alternative asset classes.

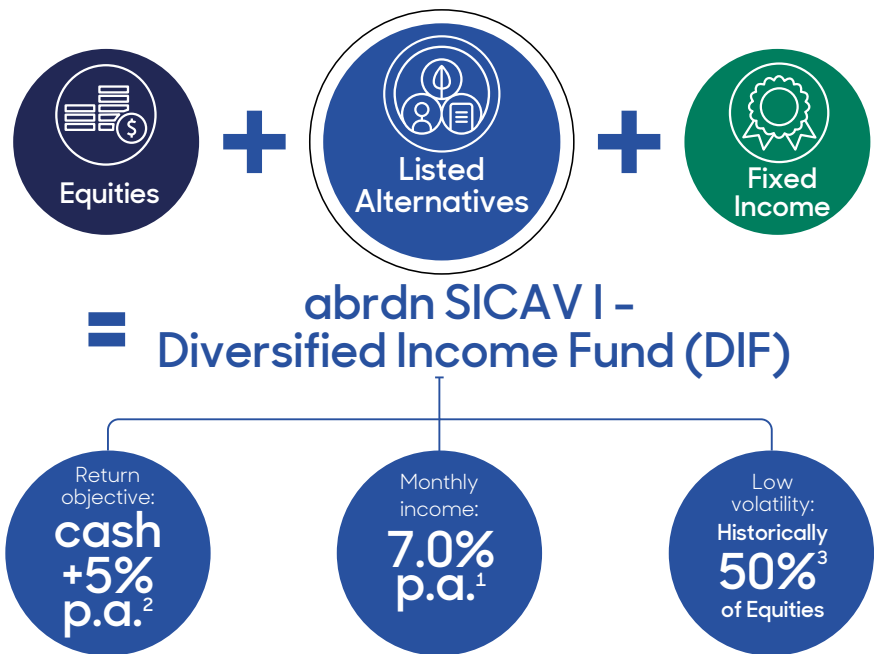


Ease of
access

Capture **investment opportunities** that previously were hard to access but are now listed and liquid.

1. Access the key asset classes with ease

Differentiated return drivers through listed alternatives. They can reduce the sensitivity to the economic cycles.



¹ Source: Aberdeen Investments, based on annualised yield of Class A Fixed MincA USD, June 2025. Annualised Yield = (Dividend per share/Price (ex-dividend)) x 12 (months) x 100%. Dividend rate is not guaranteed. Dividend may be paid out of capital. Please refer to important information 5 and 6. A positive yield does not imply a positive return of the Fund.

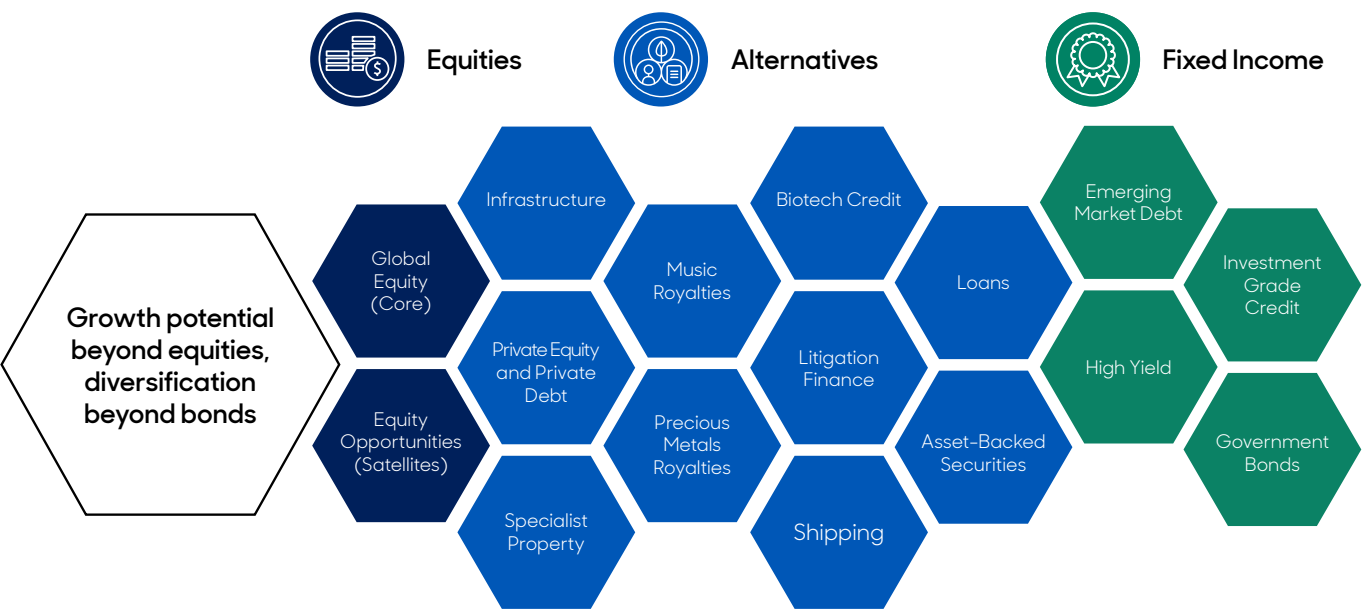
² Cash deposits are measured by US Secured Overnight Financing Rate ("SOFR"). Return objective is gross of annual management charge. This is an internal performance target which the Investment Manager aims to achieve over rolling five year periods as at the date of this document. This target is not based on past performance, may be subject to change and cannot be guaranteed. Investors should always refer to the investment objective and restrictions as stated in the latest prospectus.

³ Source: Aberdeen Investments, June 2025.

abrdn SICAV I – Diversified Income Fund

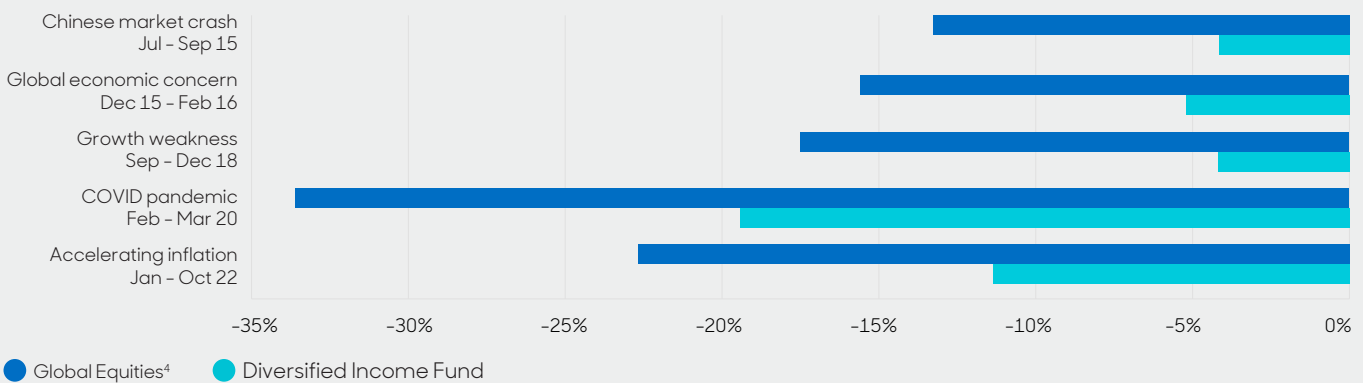
2. A truly diversified portfolio

The investment manager actively manages the Fund and uses discretion to identify a diverse mix of investments they deem most appropriate for the investment objective.



Consequently, during extreme downturns, losses are expected to be significantly below those of conventional global equity markets.

Blending listed alternatives into the fund helped cushion the drawdowns⁴

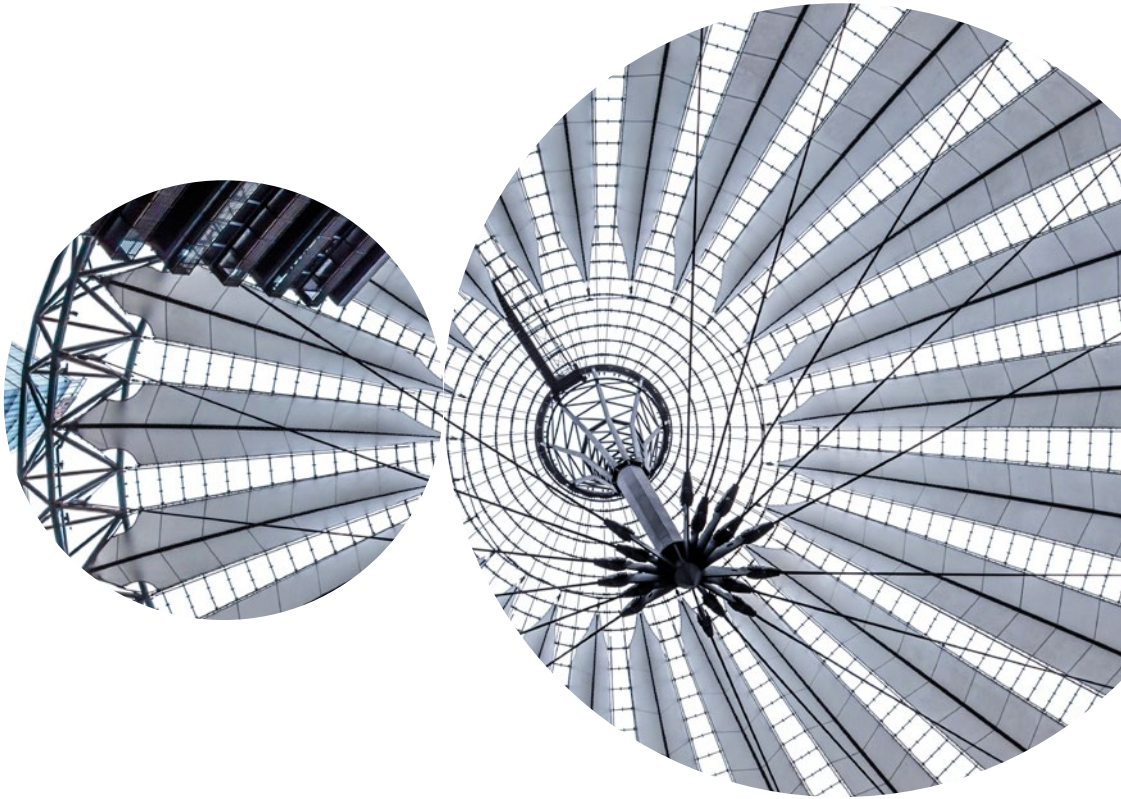
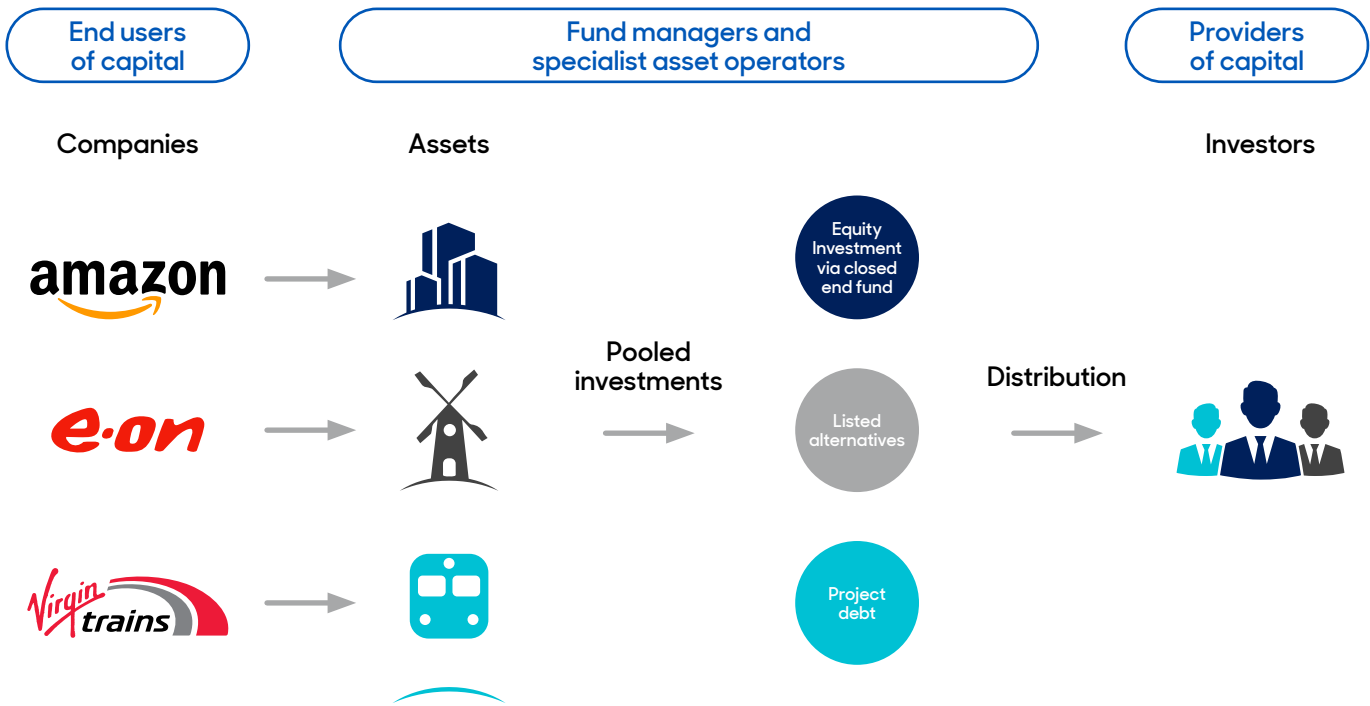


⁴ Sources: Bloomberg, June 2025. Past performance is not indicative of future results. Global equities are represented by the MSCI World Hedged to USD Index, total return.

abrdn SICAV I – Diversified Income Fund

How do listed alternatives work⁵?

Alternatives are financial assets that fall outside conventional asset class categories, such as infrastructure, asset-backed securities, and special opportunities. Through mutual funds, investors can gain access to these distinctive assets.



⁵ Source: Aberdeen Investments, June 2025. These securities have been used for illustrative purposes only to demonstrate the investment management style and should not be considered as a solicitation or recommendation of these securities.

abrdn SICAV I – Diversified Income Fund

Fund facts

Fund launch date	1 June 2015	
Fund size	USD 320.2m (as of 30 June 2025)	
Performance target	Sec Overnight Financing Rate +5.00% p.a.	
Annual management charge	0.95%	
Ongoing charges figure ⁶	1.42%	
Base currency	USD	
ISIN	A Acc USD	LU1124234946
	A Gross MInc USD	LU1124234862
	A Gross MIncA USD	LU2709523059
	A Gross MIncA HKD	LU1970472087
	A Gross MIncA Hedged CNH	LU2709523133
	A Fixed MIncA USD	LU2936813174
	A Fixed MIncA HKD	LU2936813091
	A Fixed MIncA Hedged CNH	LU2936812879

Historical dividend yield

Dividend payout record (Mostly 100% paid out of net distributable income⁷)

abrdn SICAV I – Diversified Income Fund Class A Gross MInc USD and Class A Fixed MIncA USD

Distribution Frequency	Month	Annualised Yield ⁸ (Class A Gross MInc USD)	Annualised Yield ⁸ (Class A Fixed MIncA USD)
Monthly	June 2025	5.26%	7.02%
Monthly	May 2025	5.28%	7.05%
Monthly	April 2025	5.27%	7.04%
Monthly	March 2025	5.25%	7.01%
Monthly	February 2025	5.26%	7.03%
Monthly	January 2025	5.30%	5.24%
Monthly	December 2024	5.27%	–
Monthly	November 2024	5.27%	–
Monthly	October 2024	5.30%	–
Monthly	September 2024	5.27%	–
Monthly	August 2024	5.28%	–
Monthly	July 2024	5.25%	–

Source: Aberdeen Investments, June 2025.

⁶ The ongoing charges figure is an annualized figure calculated based on the expenses for the period from 1 October 2024 to 31 March 2025, expressed as a percentage of the average net asset value of the Fund over the same period. This figure may vary from year to year.


⁷ Distributable income refers to the interest and dividend income, and may take into consideration the net realised gains, a fund receives from its portfolio holdings and are payable to its investors. It is net of all fees and expenses, including management fees and distribution cost. There was an exceptional month in the past twelve months that dividend was not fully paid out of net distributable income. Please refer to dividend compositions disclosure report on our website for details.

⁸ Annualised Yield = (Dividend per share/Price (ex-dividend)) x 12 (months) x 100%. Aim at monthly distribution. Dividend rate is not guaranteed. Dividend may be paid out of capital. Please refer to important information 5 and 6. A positive yield does not imply a positive return of the Fund.

abrdn SICAV I – Diversified Income Fund

Top 10 holdings⁹

Holdings	Asset Class	Description ¹⁰	%
TwentyFour Asset Backed Opportunities Fund	Fixed Income	An open-ended investment company that builds a diversified portfolio of European asset-backed securities, to generate attractive risk-adjusted returns.	7.5%
3I Infrastructure	Infrastructure	A UK-listed investment company focused on delivering income and capital growth by focusing on utilities and transportation in Europe and Asia.	3.2%
Greencoat UK Wind	Infrastructure	A FTSE 250 Index company established in 2012, the company invests in and operates 49 wind farms in the UK.	2.7%
BioPharma Credit	Special Opportunities	A closed-end investment company by providing debt capital and investing in interest-bearing debt assets in the life sciences industry.	2.7%
The Renewables Infrastructure Group	Infrastructure	A large British investment trust dedicated to investments in assets generating electricity from renewable sources.	2.5%
HICL Infrastructure	Infrastructure	Formerly "HSBC Infrastructure Company" – it is a closed-ended investment company with infrastructure projects in Europe and the UK.	2.2%
International Public Partnerships (IPP)	Infrastructure	A listed infrastructure investment company that invests in global public infrastructure assets and businesses.	2.2%
Burford Capital	Special Opportunities	A leading global finance and asset management firm, dual-listed on the NYSE and LSE. Its businesses include litigation finance, risk management, asset recovery and other legal finance and advisory activities.	2.1%
Fair Oaks Dynamic Credit Fund	Asset Backed Securities	The "Fund" is actively managed, long-only basis, with fundamental credit analysis and no leverage used at the fund level. It offers global access to senior secured corporate loans through investment-grade rated Collateralised Loan Obligations ("CLOs").	1.7%
Wheaton Precious Metals	Special Opportunities	A Canadian multinational precious metals streaming company. It produces over 26 million ounces and sells over 29 million ounces of silver mined by other companies as a by-product of their main operations.	1.5%
Assets in top 10 holdings			28.4%

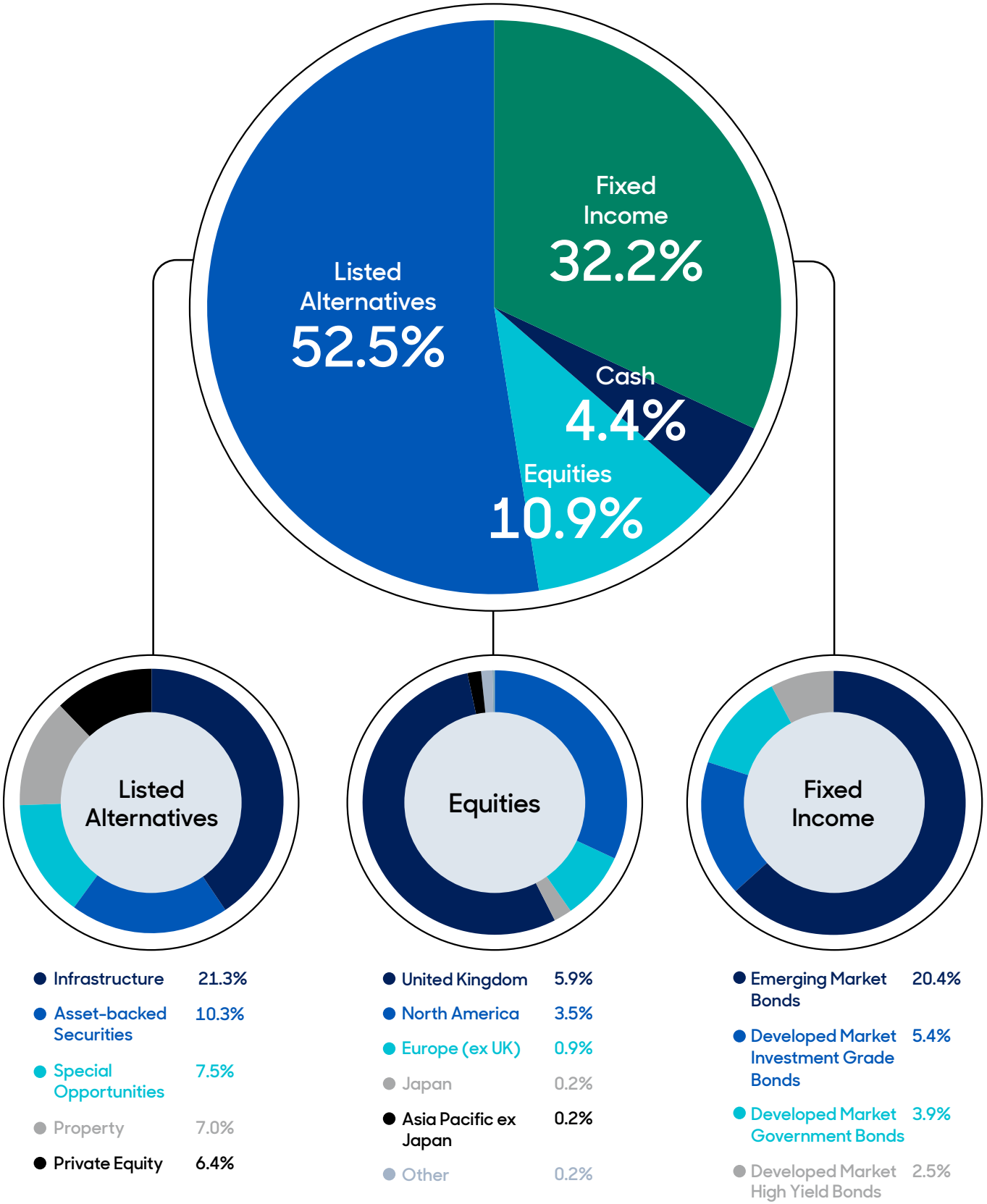


⁹ Source: Aberdeen Investments, June 2025. These securities have been used for illustrative purposes only to demonstrate the investment management style and should not be considered as a solicitation or recommendation of these securities. Holdings are subject to change.

¹⁰ The descriptions are quoted from the companies' websites, June 2025.



Portfolio breakdown¹¹



¹¹ Source: Aberdeen Investments, June 2025. Figures may not always sum to 100 due to rounding.

Important Information

This document is strictly for informational purposes only and does not constitute an offer to sell, or solicitation of an offer to purchase any security, nor does it constitute investment advice, investment recommendation or an endorsement with respect to any investment products. Investors should not make an investment into the investment product based solely on this document and should read the relevant offering documents for more details to ensure that they fully understand the associated risks before investing. Investors are responsible for their investment decisions and should ensure that the intermediary has advised on the investment product's suitability. If in doubt, please seek independent financial and professional advice.

Investment involves risk. The value of investments and the income from them can go down as well as up and investors may get back less than the amount invested. Past performance is not a guide to future performance. Investment returns are denominated in the base currency of the fund. US / HK dollar based investors are therefore exposed to fluctuations in the US dollar / HK dollar / base currency exchange rate. No liability whatsoever is accepted for any loss arising from any person acting on any information contained in this document.

Any data contained herein which is attributed to a third party ("Third Party Data") is the property of (a) third party supplier(s) (the "Owner") and is licensed for use by Aberdeen**. Third Party Data may not be copied or distributed. Third Party Data is provided "as is" and is not warranted to be accurate, complete or timely. To the extent permitted by applicable law, none of the Owner, Aberdeen** or any other third party (including any third party involved in providing and/or compiling Third Party Data) shall have any liability for Third Party Data or for any use made of Third Party Data. Neither the Owner nor any other Third Party sponsors, endorses or promotes the fund or product to which Third Party Data relates. **Aberdeen Investments means the relevant member of Aberdeen Investments Group, being Aberdeen Group plc together with its subsidiaries, subsidiary undertakings and associated companies (whether direct or indirect) from time to time.

**Aberdeen means the relevant member of Aberdeen Group, being Aberdeen Group plc together with its subsidiaries, subsidiary undertakings and associated companies (whether direct or indirect) from time to time.

Bloomberg data are for illustrative purposes only. No assumptions regarding future performance should be made.

This document is issued by abrdn Hong Kong Limited and has not been reviewed by the Securities and Futures Commission. Aberdeen Investments Global is a business name of abrdn Hong Kong Limited.