

# abrdn Evolve European Equity Index Fund

## SDR Consumer Facing Disclosure

14 April 2025



### Sustainability Disclosure Requirements (SDR) and labelling regime

Sustainable investment labels help investors find products that have a specific sustainability goal. The fund does not have a sustainable investment label under the SDR. This is because the fund has a financial objective to track the return of an Index, which is a subset of securities within the parent Index. While the fund has material sustainability characteristics, it does not have a sustainability objective.

### Fund objective

To generate growth over the long term (5 years or more) by tracking the return of the MSCI Europe ex-UK Select ESG Climate Solutions Target Index (the "Index").

### Sustainability approach

### Information

Manager name	abrdn Fund Managers Limited
Legal entity identifier	213800Q5X52YFROIU790

#### Benchmark index and sustainable approach

The Index aims to reflect the performance characteristics of a subset of equity securities within the MSCI Europe ex UK Index (the "Parent Index"). The Index incorporates material sustainability characteristics through a combination of targets relative to the Parent Index by applying higher weights to constituent companies with stronger environmental, social and governance ("ESG") scores, lower carbon footprints and a higher exposure to revenues from clean technology solutions such as alternative energy, energy efficiency, green building, pollution prevention, sustainable

water and sustainable agriculture ("Clean Technology Solutions"). As such the aggregate MSCI ESG score, carbon footprint, and exposure to revenues from Clean Technology Solutions of the Index evolves with that of the Parent Index. Further, sustainability characteristics are targeted at aggregate fund level, meaning these characteristics may not be achieved or displayed by each individual company in the Index, including companies that do not have any sustainability characteristics.

#### Sustainability characteristics

The Index will tilt constituent company weights to:

- target an increase in the weighted average MSCI ESG score (0 (worst) to 10 (best)) of the Index by 10% relative to the Parent Index (as measured by MSCI). The MSCI ESG Score provides an opinion of companies' management of financially relevant ESG risks and opportunities. Each rating takes into consideration the company's exposure to potentially material ESG risks, the quality of management systems and governance structures to mitigate potential ESG risks, and where applicable, positioning to meet market demand for the provision of products and services that have a positive environmental or social contribution;
- target a reduction in the carbon intensity of the Index by 50% relative to the Parent Index (as measured by MSCI). The carbon intensity is measured using scope 1 & 2 carbon emission divided by total sales. Scope 1 carbon emissions are greenhouse gas emissions generated from sources which are owned or controlled by the company. Scope 2 carbon emissions are greenhouse gas emissions generated from the consumption of purchased electricity, heat or steam by the

- company. Further, this reduction is also targeted on potential carbon emissions which specifically monitors energy related fossil fuel reserves data. For the avoidance of doubt, no target is set on Scope 3 carbon emissions which relates to indirect emissions, such as from a company's supply chain or from the use of a company's end products. This is due to challenges around relatively low levels of corporate disclosures in these areas and inconsistent estimation methods; and
- target an increase in weighted averaged percent of revenue from Clean Technology Solutions by 50% relative to the Parent Index (as measured by MSCI). Clean Technology Solutions are considered a core part of the long-term solution for the global ambitions to transition to a lower carbon environment and as such revenues generated will evolve with the growth in this area of the market.

All the above Index criteria are subject to risk diversification constraints, for example, minimum and maximum constituent, sector and country weights relative to the Parent Index and aim to minimise the variation in performance relative to the Parent Index.

#### Negative screening criteria

The Index applies a set of company exclusionary thresholds which are related to controversial weapons, thermal coal, tobacco, and very severe controversies. Please refer to the prospectus for full details on the screening criteria applied for this fund.

#### Disinvestment approach

The index alignment to the stated outcomes and the negative screening criteria is completed on a quarterly basis. As a result, disinvestment from the non-compliant securities will also happen at this point and generally no longer than 3 months, allowing for market conditions.



# abrdn Evolve European Equity Index Fund



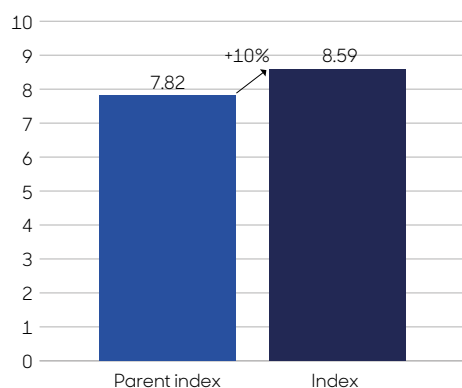
## SDR Consumer Facing Disclosure

14 April 2025

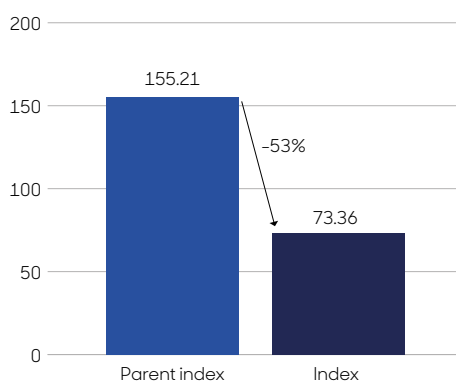
### Sustainability metrics

The sustainability characteristics of the Index are achieved through the combination of the three ESG targets set relative to the Parent Index. The Index rebalances on a quarterly basis to align to these targets. The below charts represent the comparative profiles of the Parent Index and the Index for each of these three targets.

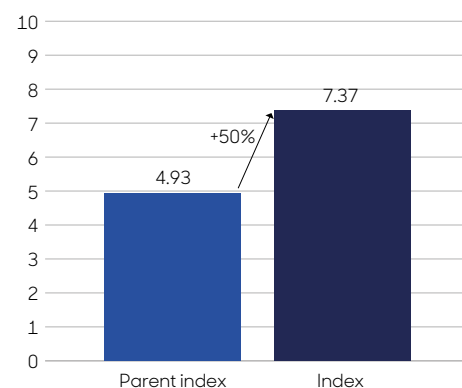
#### MSCI ESG score\*



#### Carbon intensity (t CO<sub>2</sub>e/\$M Sales\*\*)



#### % Revenue from clean technology solutions\*



\*weighted average

\*\*tonnes of carbon emissions (scope 1 & 2) divided by total sales

Source: MSCI. The data shown within the metrics is accurate as at 28/02/2025

Parent Index: MSCI Europe ex UK Index. Index: MSCI Europe ex UK Select ESG Climate Solutions Target Index

### Further details

For more information on the Sustainability disclosure and labelling regime, please see:

<https://www.fca.org.uk/consumers/sustainable-investment-labels-greenwashing>

The value of investments can go down as well as up, and you could get back less than the amount originally invested. Past performance is not a guide to future returns and future returns are not guaranteed.

To help you understand this fund, including costs and charges, and for a full explanation of risks and the overall risk profile of this fund and the shareclasses within it, please refer to the Key Investor Information Documents and Prospectus which are available on our website ([Aberdeen funds](#)) along with copies of the annual and semi-annual reports. The Prospectus also contains a glossary of key terms used in this document.

### Disclaimer information

This is not an invitation to subscribe for shares in the fund and is by way of information only. Subscriptions will only be received and shares issued on the basis of the current Prospectus, relevant Key Investor Information Document (KIID) and Supplementary Information Document (SID) for the fund.

These can be obtained free of charge from abrdn Fund Managers Limited, PO Box 9029, Chelmsford, CM99 2WJ or available on [www.aberdeeninvestments.com](http://www.aberdeeninvestments.com).

Any data contained herein which is attributed to a third party ("Third Party Data") is the property of (a) third party supplier(s) (the "Owner") and is licensed for use by Aberdeen\*. Third Party Data may not be copied or distributed. Third Party Data is provided "as is" and is not warranted to be accurate, complete or timely. To the extent permitted by applicable law, none of the Owner, Aberdeen\* or any other third party (including any third party involved in providing and/or compiling Third Party Data) shall have any liability for Third Party Data or for any use made of Third Party Data. Neither the Owner nor any other third party sponsors, endorses or promotes the fund or product to which Third Party Data relates.

The MSCI information may only be used for your internal use, may not be reproduced or disseminated in any form and may not be used as a basis for or a component of any financial instruments or products or indices. None of the MSCI information is intended to constitute investment advice or a recommendation to make (or refrain from making) any kind of investment decision and may not be relied on as such. Historical data and analysis, should not be taken as an indication or guarantee of any future performance analysis forecast or prediction. The MSCI information is provided on an "as is" basis and the user of this information assumes the entire risk of any use made of this information. MSCI, each of its affiliates and each other person involved in or related to compiling, computing or creating any MSCI information (collectively, the "MSCI Parties") expressly disclaims all warranties (including without limitation, any warranties of originality, accuracy, completeness, timeliness, non-infringement, merchantability and fitness for a particular purpose) with respect to this information. Without limiting any of the foregoing, in no event shall any MSCI Party have any liability for any direct, indirect, special, incidental, punitive, consequential (including, without limitation, lost profits) or any other damages ([www.msci.com](http://www.msci.com)).

Issued by abrdn Fund Managers Limited, registered in England and Wales (740118) at 280 Bishopsgate, London EC2M 4AG. Authorised and regulated by the Financial Conduct Authority in the UK.

Aprimo ID: AA-100425-191845-1

