

abrdn Evolve Asia Pacific ex-Japan Equity Index Fund

Annual Sustainability Product Report

Reporting period: 01 January 2025 – 31 December 2025

Report date: 31 December 2025

Sustainability Disclosure Requirements (SDR) and labelling regime

The Fund does not have a UK sustainable investment label under SDR. This is because the Fund has a financial objective to deliver growth of income and capital over the long term. While the Fund has sustainability characteristics it does not have a specific sustainability objective. Sustainable investing labels are intended to help investors find products that have a specific sustainability goal.

Information

Manager name	abrdn Fund Managers Limited
Legal entity identifier	213800A6DE4PQTVZXQ46

Fund objective

To generate growth over the long term (5 years or more) by tracking the return of the MSCI AC Asia Pacific ex-Japan Climate Solutions Target Select Index (the "Index").

Purpose of the report

The Sustainability Product report provides information on sustainability-related financial disclosures of the product in line with the requirements of the FCA's Sustainability Disclosure Requirements (SDR).

Specifically, it provides an annual update on the product's sustainability approach and key sustainability metrics within the reporting period. It is aligned to a calendar year end period to be consistent with existing climate related disclosures (TCFD) and to allow sustainability metrics (including climate-related metrics) to be easily comparable over time. The start date of the first reporting period reflects a period before the product first used sustainability-related terms under the FCA's SDR rules, to allow for such alignment to a calendar year end.

The Manager has separately published a TCFD Product Report which forms part of this overall Sustainability Product report, with respect to climate-related disclosures. The TCFD Product Report is accessible within the Fund Centre on our website - www.aberdeeninvestments.com

Sustainability approach

Benchmark index and sustainable approach

The Index aims to reflect the performance characteristics of a subset of equity securities within the MSCI AC Asia Pacific ex Japan Index (the "Parent Index"). The Index incorporates material sustainability characteristics through a combination of targets relative to the Parent Index by applying higher weights to constituent companies with stronger environmental, social and governance ("ESG") scores, lower carbon footprints and a higher exposure to revenues from clean technology solutions such as alternative energy, energy efficiency, green building, pollution

prevention, sustainable water and sustainable agriculture ("Clean Technology Solutions"). As such the aggregate MSCI ESG score, carbon footprint, and exposure to revenues from Clean Technology Solutions of the Index evolves with that of the Parent Index. Further, sustainability characteristics are targeted at aggregate fund level, meaning these characteristics may not be achieved or displayed by each individual company in the Index, including companies that do not have any sustainability characteristics

Sustainability characteristics

The Index will tilt constituent company weights to:

- target an increase in the weighted average MSCI ESG score (0 (worst) to 10 (best)) of the Index by 20% relative to the Parent Index (as measured by MSCI). The MSCI ESG Score provides an opinion of companies' management of financially relevant ESG risks and opportunities. Each rating takes into consideration the company's exposure to potentially material ESG risks, the quality of management systems and governance structures to mitigate potential ESG risks, and where applicable, positioning to meet market demand for the provision of products and services that have a positive environmental or social contribution;
- target a reduction in the carbon intensity of the Index by 50% relative to the Parent Index (as measured by MSCI). The carbon intensity is measured using scope 1 & 2 carbon emission divided by total sales. Scope 1 carbon emissions are greenhouse gas emissions generated from sources which are owned or controlled by the company. Scope 2 carbon emission are greenhouse gas emissions generated from the consumption of purchased electricity, heat or steam by the company. Further, this reduction is also targeted on potential carbon emissions which specifically monitors energy related fossil fuel reserves data. For the avoidance of doubt, no target is set on Scope 3 carbon emissions which relates to indirect emissions, such as from a company's supply chain or from the use of a company's end products. This is due to challenges around relatively low levels of corporate disclosures in these areas and inconsistent estimation methods; and
- target an increase in weighted averaged percent of revenue from Clean Technology Solutions by 50% relative to the Parent Index (as measured by MSCI). Clean Technology Solutions are considered a core part of the long-term solution for the global ambitions to transition to a lower carbon environment and as such revenues generated will evolve with the growth in this area of the market.

All the above Index criteria are subject to risk diversification constraints, for example, minimum and maximum constituent, sector and country weights relative to the Parent Index and aim to minimise the variation in performance relative to the Parent Index.



Negative screening criteria

The Index applies a set of company exclusionary thresholds which are related to controversial weapons, thermal coal, tobacco, and very severe controversies. Please refer to the prospectus for full details on the screening criteria applied for this fund.

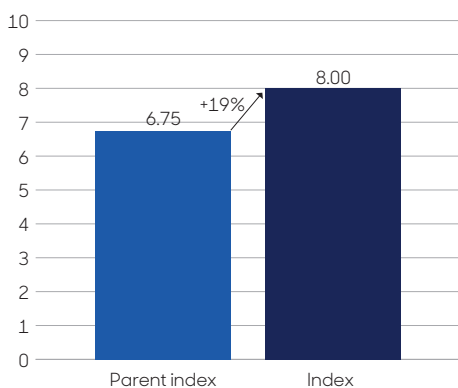
Disinvestment approach

The index alignment to the stated outcomes and the negative screening criteria is completed on a quarterly basis. As a result, disinvestment from the non-compliant securities will also happen at this point and generally never longer than 3 months, allowing for market conditions.

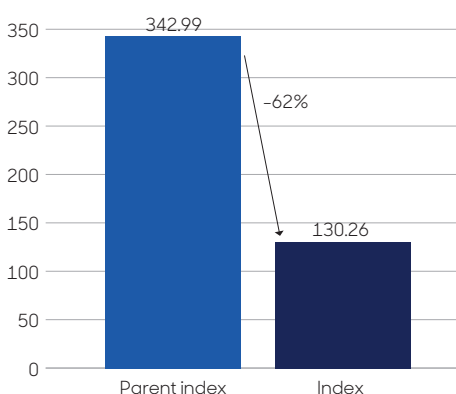
Sustainability metrics

The sustainability characteristics of the Index are achieved through the combination of the three ESG targets set relative to the Parent Index. The Index rebalances on a quarterly basis to align to these targets. The below charts represent the comparative profiles of the Parent Index and the Index for each of these three targets, as at the end of the reporting period. Unless otherwise specified, year end data is accurate as at 31 December 2025.

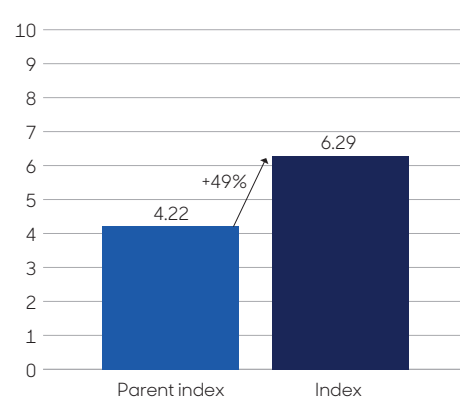
MSCI ESG score*



Carbon intensity (t CO2e/\$M Sales**)



% Revenue from clean technology solutions*



*weighted average

**tonnes of carbon emissions (scope 1 & 2) divided by total sales

Source: MSCI. The data shown within the metrics is accurate as at 31/12/2025

Parent Index: MSCI AC Asia Pacific ex Japan Index. Index: MSCI AC Asia Pacific ex-Japan Climate Solutions Target Select Index



Further details

abrdn Fund Managers Limited (aFML) publish sustainability-related disclosures at the legal entity level against four thematic areas, notably governance, strategy, risk management and entity level metrics and targets, and provides explanation where approaches to a particular investment strategy/asset class/ product is materially different to the overall entity-level approach. The approach described in this sustainability product report, although specific and more detailed, does not deviate materially from aFML's overarching approach disclosed in its Sustainability entity report.

The Sustainability entity report for aFML can be found in the Document Library under Sustainability-related disclosures on our website: www.aberdeeninvestments.com

For more information on the Sustainability disclosure and labelling regime, please see: <https://www.fca.org.uk/consumers/sustainable-investment-labels-greenwashing>

The value of investments can go down as well as up, and you could get back less than the amount originally invested. Past performance is not a guide to future returns and future returns are not guaranteed.

Disclaimer information

This is not an invitation to subscribe for shares in the fund and is by way of information only. Subscriptions will only be received and shares issued on the basis of the current Prospectus, relevant Key Investor Information Document (KIID) and Supplementary Information Document (SID) for the fund.

These can be obtained free of charge from abrdn Fund Managers Limited, PO Box 9029, Chelmsford, CM99 2WJ or available on www.aberdeeninvestments.com.

Any data contained herein which is attributed to a third party ("Third Party Data") is the property of (a) third party supplier(s) (the "Owner") and is licensed for use by Aberdeen. Third Party Data may not be copied or distributed. Third Party Data is provided "as is" and is not warranted to be accurate, complete or timely. To the extent permitted by applicable law, none of the Owner, Aberdeen or any other third party (including any third party involved in providing and/or compiling Third Party Data) shall have any liability for Third Party Data or for any use made of Third Party Data. Neither the Owner nor any other third party sponsors, endorses or promotes the fund or product to which Third Party Data relates.

The MSCI information may only be used for your internal use, may not be reproduced or disseminated in any form and may not be used as a basis for or a component of any financial instruments or products or indices. None of the MSCI information is intended to constitute investment advice or a recommendation to make (or refrain from making) any kind of investment decision and may not be relied on as such. Historical data and analysis, should not be taken as an indication or guarantee of any future performance analysis forecast or prediction. The MSCI information is provided on an "as is" basis and the user of this information assumes the entire risk of any use made of this information. MSCI, each of its affiliates and each other person involved in or related to compiling, computing or creating any MSCI information (collectively, the "MSCI" Parties) expressly disclaims all warranties (including without limitation, any warranties of originality, accuracy, completeness, timeliness, non-infringement, merchantability and fitness for a particular purpose) with respect to this information. Without limiting any of the foregoing, in no event shall any MSCI Party have any liability for any direct, indirect, special, incidental, punitive, consequential (including, without limitation, lost profits) or any other damages (www.msci.com).

Issued by abrdn Fund Managers Limited, registered in England and Wales (740118) at 280 Bishopsgate, London EC2M 4AG. Authorised and regulated by the Financial Conduct Authority in the UK.

Aprimo ID: AA-020426-206327-1

